


Fill in missing numbers to match the rule.  
Show column pairs on the graph as lines.

# Diagramming Games of "What's My Rule?"


Game I

	A	B	C	D	E	F	G	H	I
Number called	6	0	5		1		12	18	
Reply	9	3		10		6			32



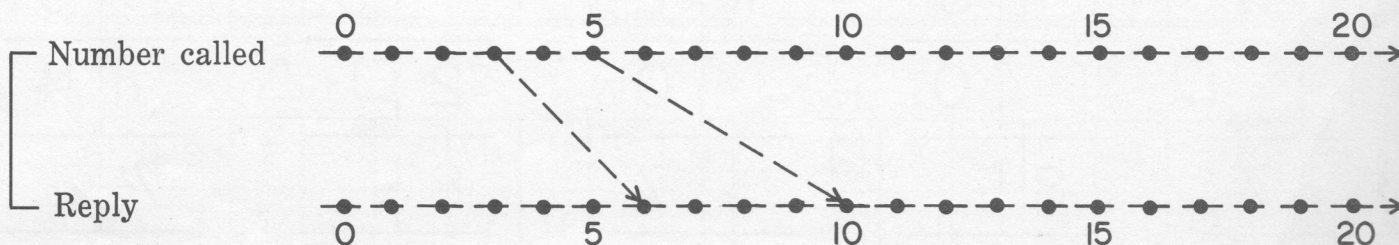
Game II

	J	K	L	M	N	O	P	Q	R
Number called	2	7	5			14		29	
Reply	0	5		6	10		18		38



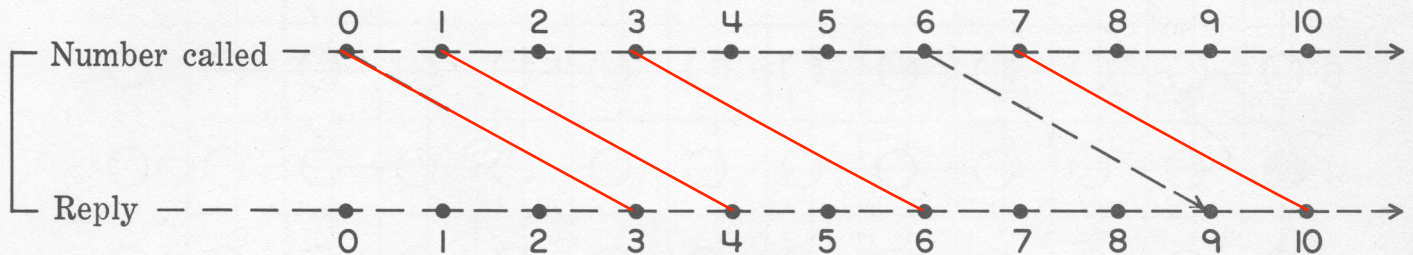
Game III

	a	b	c	d	e	f	g	h	i
Number called	3	5	2		10			7	
Reply	6	10		8		0	20		18



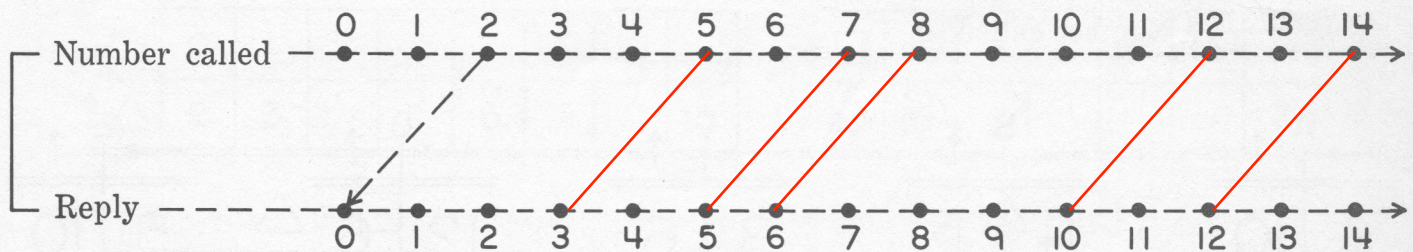
Game I

	A	B	C	D	E	F	G	H	I
Number called	6	0	5	7	1	3	12	18	29
Reply	9	3	8	10	4	6	15	21	32



Game II

	J	K	L	M	N	O	P	Q	R
Number called	2	7	5	8	12	14	20	29	40
Reply	0	5	3	6	10	12	18	27	38



Game III

	a	b	c	d	e	f	g	h	i
Number called	3	5	2	4	10	0	10	7	9
Reply	6	10	4	8	20	0	20	14	18

